

# IAP-ID NEWSLETTER

INTERNATIONAL ACADEMY OF PATHOLOGY - INDIAN DIVISION  
N E W S B U L L E T I N

Vol 17, No 1&2, January & July 2014

Editor: Dr. Shantveer G. Uppin

**IAP-ID WEBSITE:**  
[www.iapid.org](http://www.iapid.org)

President:  
**Dr. Kusum Joshi**  
# 5817 (GF), Sector 38 west,  
Chandigarh 160012

Secretary & Treasurer  
**Dr. Shantveer G Uppin**  
Associate Professor  
Department of Pathology  
Nizam's Institute of Medical Sciences  
Punjagutta, Hyderabad 500082, TG.

Editor, IAP-ID Newsletter:  
**Dr. Shantveer G Uppin**

Councillors:  
**Dr. D. N. Lanjewar**  
Grant Medical College &  
Sir J. J. Group of Hospitals  
Byculla, Mumbai 400008, Maharashtra

**Dr. Bishan Radotra**  
Professor of Histopathology  
PGIMER  
Chandigarh 160012

**Dr. Amit Dinda**  
Professor of Pathology  
AIIMS  
Ansari Nagar  
New Delhi 110029

**Ex-Officio Members:**  
Immediate Past President:  
**Dr. C. Sundaram**  
Dean  
Nizam's Institute of Medical Sciences  
Punjagutta, Hyderabad - 500082, TG.

Immediate Past Secretary & Treasurer:  
**Dr. Krishna Balachandran Nair**  
Professor of Pathology  
Medical College, Trivandrum  
Gayathri, TC 15/511, USRA 56  
U.S. Road, Vellayambalam  
Trivandrum - 695010, Kerala

Advisor  
**Dr. Francisco Couto**  
IAP Vice President  
Director Professor of Pathology  
Goa Medical College  
714, La Campala Colony  
Panaji 403001, Goa

## Message from the President



Dear Friends,

This is a brief "hello" to convey my best wishes for the current year for all of you. As usual the IAP-ID has had several high quality academic programmes this year on varied topics which have provided a meeting ground for acquiring and exchange of knowledge. Medical knowledge is constantly being updated and added and it is important that all are acquainted with the latest developments and advancements in various areas of Pathology.

This year the Mid Year Teaching Program was organized under the leadership of Prof. Manoj Singh in mid June at the AIIMS, New Delhi on the theme "The Disease Process; from Pathogenesis to Prognosis" and was a excellent learning experience for those who attended it. The IAP-ID 17th Annual CME 2014 was held in mid September at the Seth G. S. Medical College and K.E.M Hospital, Mumbai, and was an update on "Fungal Infections – Pathomycological Aspects". Dr. B. M. Kandalkar, Professor and Head of the Department of Pathology, Seth G. S. Medical College was the Organizing Chairperson and Dr. Pradeep Vaideeshwar and Dr. Pragati Sathe were the Organizing Secretaries and the meeting was well attended with a well thought out and comprehensive scientific programme.

We are now getting ready for the IAP-ID Annual Conference 2014 which will be held on 4th December 2014 at the Armed Forces Medical College, Pune, under the leadership of Brig. V. Srinivas. The scientific programme is very interesting and will be a worth while learning experience. So, try to attend this Annual Conference in large numbers and learn from the deliberations, enjoy and make it a grand success.

Yours sincerely,

*Kusum Joshi*

**Prof. Kusum Joshi**  
**President IAP-ID**

### IAP-ID Website

Please visit the IAP-ID Website for information on various IAP-ID activities including Newsletters, meetings, etc.

[www.iapid.org](http://www.iapid.org)

### US Canadian Academy of Pathology (USCAP)

Extensive Educational material, proceedings of scientific meetings, etc., are made available on the USCAP website for members of the Indian Division of the IAP. The IAP-ID Newsletter is also featured on this site.

The website address is: [www.uscap.org](http://www.uscap.org)

## New Office Bearers

The IAP-ID congratulates and welcomes the new Councilors Dr. Bishan Radotra (Chandigarh) and Dr. Amit K. Dinda (New Delhi), who were elected at the Annual Conference held on 12th December 2013 at the Government Medical College, Aurangabad. The new Office Bearers tenure began on 1st January 2014. For the benefit of the members their brief biodata is given below:

### Dr. Bishan Radotra



Dr. Bishan Radotra is currently Professor of Histopathology, Post Graduate Institute of Medical Education & Research (PGIMER), Chandigarh. He did his MD (1984) from Government Medical College & Maharishi Dayanand University, Rohtak and PhD (1995) from The Queen's University of Belfast, United Kingdom (UK).

He has vast Professional experience his total experience in Pathology being 32 Years and he has been in PGIMER, Chandigarh, in various capacities; from 1984 to date. Dr. Radotra has been a Commonwealth Scholar (1992-95) at Royal Victoria Hospital, Belfast, UK and Visiting Fellow, Department of Oncology, The Queen's University of Belfast, UK (1997). He was also Senior Research Fellow and Clinical Neuropathologist, Imperial College London and Hammersmith Hospital, London (2008-2010).

As regards Dr. Radotra's academic contributions his major areas of interest are Neuropathology, Dermatopathology and Endocrine Pathology. He was Member, Post-graduate committee, Medical Council of India, New Delhi (2012). He was involved in teaching UG, BSc Neuroscience, Pathology and MRCP Psychiatry residents at Imperial College, London. He has been PG Examiner- various universities in India; Examiner for DNB (National Board) New Delhi; Examiner for Masters of Medical Sciences in Clinical Pathology, University of Malaya, Malaysia - April 2007. Dr. Radotra is Referee for Journals such as Neuropathology, Applied Neurobiology, IJPM, Neurology India, Postgrad Med Journal; Editorial Board member for IJPM (2003-2007). He is PG teacher and Guide for PDCC course in Neuropathology at PGIMER conducted by ICP. He has been an invited faculty at British Neuropathology Society Summer School, 3-5 July 2013 held at Cirencester, UK.

He has contributed to Pathology in India in many ways having been President of Indian Association of Pathology and Microbiology (IAPM) (2012); Vice-President of IAPM (2007); Honorary Secretary, IAPM (2002-2005). He was also Secretary Indian College of Pathologists (ICP) from January to May 2008 and has been the Joint Secretary ICP from December 2012 to date. Dr. Radotra was invited faculty in 26 conferences & CMEs and has attended 41 national & 12 international conferences.

Dr. Bishan Radotra has several Awards/ Honours/ Orations to his credit like Commonwealth scholarship award in 1992, UK; Harold Miller Memorial Prize by Irish Neurological Association in 1995; Dr. Aikat Memorial Oration at 61st Annual conference of IAPM, Jamnagar – December 2012; Dr. S. N. De Memorial Oration, West Bengal Chapter, IAPM, Sept 2012; and Odisha Chapter, IAPM Oration, Sept 2012.

He is has Memberships / Fellowships of several scientific societies like Life member Indian Association of Pathologists and Microbiologists (member 1986; life member 1993); Life member Neurological Society of India (1991); Life member of The Indian Society of Neuro-Oncology (2011; ISNO-160); Life member Indian Association for Cancer Research (1996); Life member Indian Society of Human and Animal Mycology (ISHAM) (2007); Member International Academy of Pathologists (Indian Division) (1995); Member National Academy of Medical Sciences (MAMS) (1997); Member of British Neuropathological Society (2005); Fellow Indian College of Pathologists (FICPath) (2002); and Fellow Dermatopathology Society of India.

Dr. Bishan Radotra has published more than 220 scientific papers in Peer-reviewed indexed journals (160 International and 60 National). His Research work on role of CD44 adhesion molecule in glioma invasion is quoted in Greenfield's Textbook of Neuropathology by Graham DI & Lantos PL, (Eds) 6th ed. Arnold London & Pathology & Genetics of Tumours of Nervous system (WHO classification of Tumours) by Kleihues P & Cavenee WK (eds) IARC Press, Lyon 2000.

### Dr. Amit Kumar Dinda



Dr. Amit Kumar Dinda is Professor of Pathology and In-charge of Renal Pathology Division at All India Institute of Medical Sciences, New Delhi. He did his MBBS from Calcutta Medical College and completed his postgraduation in Pathology in 1986 at All India Institute of Medical Sciences. He did his PhD in the area of Cancer Biology at All India Institute of Medical Sciences 1990. He is a faculty at AIIMS since 1993 and officer in-charge of Renal Pathology Laboratory since 1994. His area of work includes Renal & Immunopathology, Cell Biology, Tissue Engineering and Nanomedicine. In nanomedicine he is working in the areas of drug delivery systems for intracellular infections like Kalazar, Tuberculosis, oral gene delivery system, in-vivo and in-vitro imaging as well as nanoparticle and cellular interaction. He is in the editorial committee of

14 National-International journals and was a member of Renal Pathology Society (RPS) Education and Scientific Committee. He was a Visiting Professor of Institute of Molecular Nephrology, Long Island Jews Medical Center & Elbert Einstein Medical College, New York, USA and Center for Biomedical Engineering, University of New South Wales, Sydney, Australia, President of Indian Society of Renal & Transplant Pathology (IS RTP) and founder Secretary of Indian Society of Nanomedicine (ISNM). He has published 270 articles in indexed journals, edited 4 books, written 16 chapters in books and acquired 4 patents.

## CDs of IAPID Scientific Content

The following CDs containing proceedings and discussions of IAP-ID symposia and slide seminars are available for a fee.

- **“Interstitial Lung Diseases”**  
Moderated by: Dr. Kusum Joshi (PGIMER, Chandigarh)
- **“Neuromuscular Disorders”**  
Moderated by: Dr. C Sundaram (NIMS, Hyderabad)
- **“Unusual Tumour and Tumour like Lesions of Lung”**  
Moderated by: Dr. Pradeep Vaideeshwar (Seth G. S. Medical College & KEM Hospital, Mumbai)
- **“Patterns of Glomerular Injury”**  
Moderated by: Moderated by: Dr. Kusum Joshi (PGIMER, Chandigarh)
- **“Pre Cancerous lesions of Gastro Intestinal Tract”**  
Moderated by: Dr. S. Datta Gupta (AIIMS, New Delhi).
- **“Diagnostic Problems in Head & Neck Tumours”**  
Moderated by: Prof Jayashree Kattor (Trivandrum).

**Any one CD fee is Rs. 200**

**Any two CDs together fee is Rs. 350**

**Any three CDs fee is Rs. 500**

**Any four CDs together fees is Rs. 700**

**Any five CDs together fees is Rs. 850**

**All six CDs together fees is Rs. 1000**

Payment to be made by Demand Draft drawn in favor of:

**“SECRETARY & TREASURER, IAP - INDIAN DIVISION” payable at “HYDERABAD”**

For further details contact:

**Dr Shantveer G Uppin,**

Secretary & Treasurer, IAP-ID.

## Secretary & Treasurer’s Column

Dear Friends,



This issue of newsletter is out after long hiatus as we were unable to bring out January issue in time due some unavoidable reasons. We had successful and well organized annual conference at Aurangabad. I express gratitude to Dr. Rajan Bindu and his team for all efforts they have put in to make this event a memorable experience.

We started this year’s IAP-ID academic activities with Mid-Year Teaching Programme in mid-June on “The Disease Process From Pathogenesis to Prognosis” which was organized by Dr. Manoj K Singh and his team from AIIMS, New Delhi. This was followed by 17th Annual CME of IAP-ID on “Fungal Infections – Pathomycological Aspects”, which organized by Prof BM Kandalkar and her team from Dept. of Pathology, Seth G S Medical College & KEM Hospital, Mumbai. Both these meetings were well attended and grand success

I thank Prof. Manoj Singh and Prof BM Kandalkar and their team members for successfully conducting these meetings on behalf of IAP-ID.

This year the conjoint conference of the International Academy of Pathology – Indian Division and Indian Association of Pathologists and Microbiologists is being held at Armed Forces Medical College, Pune. We have put together an interesting scientific programme for the IAP-ID meeting on 4th December. I request the interested members to register and make use of the opportunity to update their knowledge and enhance their skills.

The IAP-ID would also like to thank M/s DSS ImageTech Pvt Ltd, New Delhi, for their advertisement in this issue of the Newsletter.

Before I conclude, I sincerely request all the members who have not yet paid their membership fees for this year, or are in arrears, to kindly pay their dues immediately.

I look forward to all the members for their support, valuable inputs and suggestions

With warm regards,

**Dr. Shantveer G Uppin**

**Contact Address of the Secretary & Treasurer, IAP-ID**

**Dr Shantveer G Uppin**

Secretary & Treasurer IAP-ID, Associate Professor,  
Department of Pathology, Nizam’s institute of Medical Sciences, Punjagutta, , Hyderabad 500082, Telengana  
Phone: 040-23489262, Mobile: 9866231933, Email ID: drsguppin@yahoo.co.in

## 16<sup>th</sup> IAP-ID Annual CME 2013 - Mumbai

The 16<sup>th</sup> IAP-ID Annual CME 2013 was held on 12<sup>th</sup> October 2013 under the theme "Unrest in the Breast" and was organised by the Department of Pathology, Topiwala National Medical College & B Y L Nair Charitable Hospital, Mumbai jointly with the Bombay Breast Group (BBG). Dr. Mayura Phulpagar, Professor (Additional) Pathology & convener of the Bombay Breast Group (Mumbai) was the organising secretary. The Chief Guest was Dr. Ramesh Bharmal, Dean Topiwala National Medical College & B Y L Nair Ch. Hospital, Mumbai who inaugurated the event in the presence of other dignitaries Professor Dr. Kusum Joshi, President of the International Academy of Pathology- Indian Division who was the guest of honor, Dr. Anita Bhaduri, Councilor IAP-ID and Senior BBG Member & advisor for CME, Dr. Shantveer Uppin (Secretary & Treasurer IAP-ID), Dr. Roshan F Chinoy, Founder of BBG, Ex HOD of Pathology, Tata Memorial Hospital Mumbai, Dr Gururaj V Puranik Prof & Head Department of Pathology BYL Nair Ch. Hospital & programme director for the CME and the Organising Secretary. Dr. Francisco Couto, Vice president IAP and Advisor IAP-ID and Ex President IAP-ID was the programme co ordinator. The Proceedings & Souvenir were released at the inaugural function. The Programme was well attended by 226 delegates from all over the Country. The Patron of CME Dr. Francis Candes, Senior Pvt. Consultant Pathology, Mumbai was felicitated.



*The Inauguration of the CME*

The scientific session was well received with useful & relevant topics covered by renowned faculty including Prof Dr. Giri who delivered the Keynote address & a lecture on "Diagnosis of Micro Invasive Breast Cancers. Practical Considerations. There was a symposium discussed by a team of Dr. Asif Momin, Consultant Radiologist, Prince Aly Khan Hospital, Mumbai; Dr. Meenal Hastak, Consultant Pathologist, Kokilaben Hospital, Mumbai Dr. Asawari Patil, consultant Pathologist, TATA Memorial Hospital

Mumbai & Dr. Sarabjit Arneja, consultant Pathologist, Breach Candy, Mumbai. "Cytology of Breast Lesions" slide seminar were held having an array of rare and interesting cases on Breast toughies, was taken by Dr. Leena Naik and her team which included Dr. Kanchan Kothari, Dr. Rakesh Shedge, Dr. Chetan Choudhary and Dr. Purva Patil. "Immunohistochemistry for the practicing pathologist" was very ably taken by Dr. Tanuja Seth, Prof & Consultant, Pathology, TATA Memorial Hospital, Mumbai, and Dr. Meena Desai, Consultant Pathology, Hinduja Hospital, Mumbai and Dr. Chandralekha Tampi, Consultant Pathology, Leelavati Hospital, Mumbai. Dr. Adwait Gore, Medical Oncologist, Mumbai and Dr. Sangeeta Desai, Consultant Pathology, Tata Memorial Hospital, Mumbai talked on "Molecular classification: relevance to Indian population." Histopathology slide seminar "Near Misses" consisted of interesting cases discussed by Dr. Nirmal Gaikwad from KJ Somaiya Medical College and Hospital, Dr Manisha Khare, Prof from LTMMC & Sion Hospital Mumbai, and Dr. Sanjay Surase, Asst Prof from Grant Medical College & JJ Group of hospitals Mumbai. Dr. Ritu Lakhtakia an invited guest speaker from Oman talked on medical education. Symposium on "Troublesome Everyday Issues" was discussed by Dr. Dilip Giri, Dr. Mayura Phulpagar, Dr. Vinay Deshmane, Consultant Onco Surgeon, Mumbai and Dr. Kirti Chadha, Consultant Pathologist, Metropolis Laboratories. A multidisciplinary panel discussion moderated with great elan by Dr. Anita Borges Consultant, Raheja Hospital Mumbai was one of the best part of the event. The panel participants were Dr. Bijal Jankharia, Dr. R F Chinoy, Dr. Vinay.

### Membership Fee 2014

<b>Annual Membership Fee:</b>	<b>Rs. 400/-</b>
<b>Five Year Membership Fee:</b>	<b>Rs. 2000/-</b>
<b>*Associate Membership Fee (Annual):</b>	<b>Rs. 250/-</b>

\*IAP-ID has started Associate Membership for postgraduate students in Pathology and others. The Associate Members would have no voting rights or other statutory rights of full members. These members can become full members after attaining their postgraduate qualification. For the further details please contact the Secretary & Treasurer, IAP-ID

Please send the membership fee by Demand Draft drawn in favour of "**SECRETARY & TREASURER, IAP-INDIAN DIVISION**" payable at "**HYDERABAD**".

Membership fee to be sent to the contact address of the Secretary & Treasurer, IAP-ID




## IAPID Annual Conference 2013 - Aurangabad

The Annual Conference of the International Academy of Pathology – Indian Division was held on 12th December 2013 at the Government Medical College, Aurangabad, Maharashtra, with Dr. K. S. Bople as the Organizing Chairman and Dr. Rajan S. Bindu as the Organizing Secretary. Delegates from all parts of India were in attendance.

The Conference began with the formal Inauguration function. The Chief Guest Dr. Kusum Joshi (President IAP-ID) inaugurated the Conference by lighting the traditional lamp in the presence of the other dignitaries, Guest of Honour Dr. Francisco Couto (Vice President, IAP), Dr. Shantveer Uppin (Secretary & Treasurer, IAP – ID), Dr. K. S. Bhople (Organizing Chairperson, APCON 2013), Dr. Rajan S. Bindu (Organizing Secretary, APCON 2013), Dr. Murtuza and other dignitaries in attendance. The "Proceedings Booklet" was also released during the function.

The Guest Lecture was followed by an excellent Slide Seminar on "Diagnostic Problems in Head & Neck Tumours" which was ably moderated by Prof. Jayasree Kattor (Trivandrum). The cases very well discussed and presented by Dr. Jayasree Kattor and her panelists Dr. Rekha.A.Nair (Trivandrum), Dr. Anitha Mathews (Trivandrum), Dr.Sathi.P.P (Alleppey), Dr.Krishna Balachandran (Trivandrum), Dr.Smitha (Kochi) and Dr.Rincy Thomas (Thiruvalla). Dr. Jayasree Kattor also announced that she was donating the CD to the IAP-ID for sale; proceeds of which would go to the corpus fund of the IAP-ID.

The post lunch session had the Symposium on "Autopsy Pathology in India: Past, Present & Future" moderated very well by Dr. Bishan Radotra (Chandigarh). The topic was extensively discussed by Dr. Bishan Radotra and the other panelists Dr. D. N. Lanjewar (Mumbai) – "Autopsy in



*Inauguration of the IAP-ID Annual Conference 2013*

The Scientific Programme followed immediately thereafter. The Guest lecture delivered by Professor Aileen Wee, Professor and Senior Consultant at the Department of Pathology, Yong Loo Lin School of Medicine, National University of Singapore, National University Hospital, National University Health System. Prof. Aileen Wee delivered an excellent lecture on "Cytohistology of small tissue samples of liver masses". Later, Dr. Aileen Wee also conducted an interesting slide seminar on "Algorithmic interpretation of liver biopsies". Both the presentations of Prof. Aileen Wee were highly appreciated by all the delegates present. The IAP-ID expresses its gratitude and thanks to Prof. Aileen Wee for having come to the Annual Conference and for delivering the Guest lecture and Slide Seminar.

the past in India", Dr. Pradeep Vaideeshwar (Mumbai), Dr. Ashim Das (Chandigarh), Dr. Subhash Verma (Chandigarh) and Dr. R K Saran (New Delhi)

The Scientific Programme of the Annual Meeting was brought out in the form of a Proceedings Booklet, edited by Dr. Francisco Couto, Past President of the IAP-ID, and was distributed to the delegates by the Organizers.

The Scientific Programme was followed by the General Body Meeting of the IAP-ID. President of the IAP-ID Dr. Kusum Joshi chaired the Meeting and called the Meeting to order. The Secretary & Treasurer Dr. Shantveer Uppin read out the Minutes of the last General Body Meeting held on 13th December 2012 at 4.30 p.m. at Town Hall, Jamnagar; the Annual Report of the Secretary &

Treasurer for 2012 – 2013, and, Audited Accounts for the Year 2012 – 2013, and these were duly approved by the members. Councilors Dr. Anita S. Bhaduri (Mumbai) and Dr. K. P. Aravindan (Alapppy) having completed their



*Prof. Aileen Wee delivering her Lecture* Bishan radotra and Dr. Amit K. Dinda on their election to the posts of Councilor.

two year term, elections were held for these posts and Prof. Bishan Radotra (Chandigarh) and Prof. Amit K. Dinda (New Delhi) were elected as the new Councilors. President Dr. Kusum Joshi and other members present congratulated Dr. Bishan radotra and Dr. Amit K. Dinda on their election to the posts of Councilor.

It was decided that the IAP-ID Annual Meeting 2014 would be held, as usual, at venue of the IAPM Conference and would be held in Armed Forces Medical College, Pune, to be organized by Brigadier Dr. V. Srinivas and group. Besides the Guest Lecture and a Slide Seminar by the invited foreign speaker it was decided that the Slide Seminar would be on “Recent Advances in Soft Tissue Tumors, including Relatively Newer Diagnostic Entities, Novel Markers and Concepts” to be Moderated by Dr. Bharat Rekhi (Mumbai) and the Symposium on “IgG4 Related Disease” to be Moderated by Dr. K P Aravindan (Alapppy). The Mid Year Teaching Programme 2014 was allotted to Dr. Kim Vaiphei, Department of Histopathology, PGIMER, Chandigarh on “Reading and Interpretation of Biopsy of GIT” (which due to certain circumstances had to be changed later by IAP-ID Council to “The Disease

Process; Pathogenesis and Prognosis” to be organized by Dr. Manoj Singh, Department of Pathology, AIIMS, New Delhi and group). The IAP-ID 17th Annual CME 2014 was allotted to Dr B M Kandalkar (Organizer) at the Seth GS Medical College and KEM Hospital Mumbai on “Fungal Infections - Pathomycological Aspects”.

As regards the issue of voting for various posts in Executive Council, etc, raised by members Dr. Asitava Mondal and Col. D. K. Mishra in the previous year GBM the General Body decided that the issue should be examined by a Committee consisting of President Dr. Kusum Joshi, Secretary & Treasurer Dr. Shantveer Uppin, Past Presidents Dr. C. Sundaram, Dr. Francisco Couto, Dr. K. Uma Chaturvedi and Dr. Anita Borges as the IAP – ID is a Division of the IAP and various aspects have to be duly considered, IAP interacted with, etc, and the Committee would revert back to the GBM about this in due course and after due process. It was approved by the General Body that the Invited Foreign Speaker should be given an unique Plaque and certificate in appreciation for their having come and delivered their Scientific talks at the IAP-ID meeting.

Dr. Kusum Joshi (President IAP-ID) and Dr. Shantveer Uppin (Secretary & Treasurer IAP-ID) on behalf of the IAP-ID, thanked Dr. Aileen Wee, Dr. Jayasree Kattor and her team and Dr. Bishan Radotra and his panelists for their contribution to the success of the scientific programme. On behalf of the IAP-ID, Dr. Shantveer Uppin expressed thanks to Dr. K. S. Bhople (Organizing Chairperson), Dr. Rajan Bindu (Organizing Secretary) and their team for hosting the Meeting. The Meeting was then concluded and declared closed by the President Dr. Kusum Joshi.

## IAP - ID Academic Activities 2015

The IAP-ID has the following programmes during the course of the year:

### Mid-Year Teaching Programme (usually a Workshop)

#### IAP-ID Annual CME

Annual Meeting (usually held in conjunction with IAPM Meeting) having a Symposium and Slide Seminar.

Those members desirous of organizing and hosting the Mid-Year Teaching Programme 2015 or the 18th IAP-ID Annual CME 2015 should send their concrete proposals with the theme of the meeting to the Secretary & Treasurer, Dr. Shantveer G. Uppin.

For the Annual Conference 2015 (held along with the IAPM Conference), those desirous of being Moderators for the Symposium or Slide Seminar should send in their names along with the proposed title of the Symposium and Slide Seminar to the Secretary & Treasurer, IAP-ID. Also as per the decision of the General Body of the IAP-

ID certain topics may have been suggested as possible subjects for the Slide Seminar and Symposium. Members desirous of being Moderators for any of these topics should send their names to the Secretary & Treasurer, IAP-ID. However, as per the decision of the Council and General Body of the IAP-ID, the person selected as the moderator shall be the one who is felt to be best suited to be for the particular topic of the Symposium or Slide Seminar.

All proposals should reach the Secretary & Treasurer, IAP-ID, by 30th November 2014, so as the same proposals could be discussed and approved by the Council and General Body of the IAP-ID.

The proposals should be sent to:

**Dr. Shantveer G. Uppin,**  
Secretary & Treasurer, IAP - Indian Division,  
Associate Professor of Pathology,  
NIMS, Punjagutta, Hyderabad - 500082

## Meetings:

### 5th SGH Breast Pathology Course

"Timely Topics in Breast Pathology"

November 21 – 22, 2014

Singapore General Hospital,

Singapore

Website: [www.sgh.com.sg/BreastPathologyCourse2014](http://www.sgh.com.sg/BreastPathologyCourse2014)

---

### The IAC Tutorial on Gynecologic and Non Gynecologic Cytology

November 23 -24, 2014

Singapore General Hospital,

Singapore

Website: [www.cytology-iac.org](http://www.cytology-iac.org)

---

### Tutorial on Neoplastic Hematopathology

January 19 – 23, 2015

Naples Grande Beach Resort,

Naples, Florida, USA

Website: [www.cornellpathology.com](http://www.cornellpathology.com)

---

### USCAP 2015

March 21 – 27, 2015

John B. Hynes Convention Center

Boston, USA

Website: [www.uscap.org](http://www.uscap.org)

---



### The 9th Asia Pacific IAP Congress



Brisbane Convention & Exhibition Centre

Brisbane, Queensland, Australia

June 4 - June 7, 2015

Website: [www.apiap2015.com](http://www.apiap2015.com)

## Editor's Column

I am happy to present to you the combined issue of IAP-ID Newsletter (Vol 17, No.1&2, January & July, 2014) incorporating the recent events and forthcoming activities of Indian Division of IAP. The January issue could not be published in time due to some unavoidable reasons.

As you all know that Newsletter is aimed at keeping the members updated with the various activities of the organization. I request the members involved in various activities of the IAP and IAP-ID to send their inputs to me so that the relevant material can be included in the forthcoming issues.

I will assure you of my best efforts to constantly improve the form and contents of the Newsletter to make more informative and attractive reading.

To make this newsletter self-financing and to avoid use of corpus funds of IAP-ID, advertisement space will be provided within the newsletter for interested sponsors. I earnestly request all the members to use their good offices to get sponsors for the newsletter. The sponsors can send the demand draft and advertisement material to the Secretary & Treasurer, IAP-ID. The demand draft should be drawn in favor of "Secretary & Treasurer, IAP-Indian Division" payable at Hyderabad.

I wish you all a pleasant reading

**Dr. Shantveer G Uppin**

Editor, IAP-ID Newsletter

### Contact Address of the Secretary & Treasurer, IAP-ID

#### Dr Shantveer G Uppin

Secretary & Treasurer IAP-ID, Associate Professor,  
Department of Pathology, Nizam's institute of  
Medical Sciences, Punjagutta, Hyderabad 500082,  
Telangana, Phone: 040-23489262,  
Mobile: 9866231933

Email ID: [drsguppin@yahoo.co.in](mailto:drsguppin@yahoo.co.in)



## IAP-ID Mid Year Teaching Programme 2014 – New Delhi



Due to some unforeseen circumstances the Mid-Year teaching Programme 2014 approved by the EC and GBM on "Reading and Interpretation of biopsy of GIT " could not be held at PGIMER, Chandigarh. The matter was discussed among the members of EC and it was decided to shift the venue. In this regard a last minute request was made to Prof. M K Singh to host the event at AIIMS, for which he graciously agreed and suggested alternative topic, which was accepted by the EC. Hence the Mid-Year Teaching Programme of International Academy of Pathology – Indian Division was on "The Diseases Process: Pathogenesis to Prognosis" and was held on 14th and 15th June 2014. The event was organized by Department of Pathology, All Institute of Medical Sciences,

New Delhi. Prof. Manoj K. Singh was the Organizing Secretary for the meeting and was well assisted by Prof. S. Datta Gupta and Dr. Prasenjit Das (Jt. Secretaries), Dr Sandeep Mathur (Treasurer), Dr Sudheer Arava (Co-Treasurer) and other faculty members from the Department. The Chief Guest was Prof. M C Misra, Director of AIIMS, who inaugurated the event in the presence of the other dignitaries including Prof. Kusum Joshi, President IAP-ID, Dr. S K Panda, Prof. & Head, Department of Pathology, AIIMS and Dr. Shantveer G Uppin, Secretary & Treasurer, IAP-ID.

Various topics covered during this two day meeting include pre-analytical issues in pathology, interface glomerulopathy, interface dermatitis, interface liver disease, lymphoma – voids, prognosis and issues, interstitial lung disease, breast carcinoma, lung cancer: pathogenesis & prognosis, CLL: update, transformation & prognosis and pre-neoplastic lesions of bone.

The scientific content of the meeting was captured in a proceeding booklet which was distributed to the delegates. The mid-year teaching programme was well organized and the delegates found it very useful. On behalf IAP-ID, Dr. Shantveer G Uppin, expressed gratitude to Prof. Manoj K Singh for having come forward to host this meeting in spite of last minute request.

## 17th IAP-ID Annual CME 2014, Mumbai



**The 17<sup>th</sup> Annual CME of IAP-ID was held on 13th September, 2014 at Seth G.S.Medical College & KEM Hospital, Mumbai**

The 17<sup>th</sup> Annual CME of IAP-ID was held on 13th September, 2014 at Seth G.S.Medical College & KEM Hospital, Mumbai on the theme "Fungal Infections - Pathomycological Aspects". The event was organized by the Department of Pathology under the able leadership of Prof. Bhuvaneshwari Khandalkar, Organizing Chairperson. She was ably assisted by Dr. Pradeep Vaideeswar and Dr. Pragati Sathe, the Organizing Secretaries and other faculty members of the Department. The Chief Guest was Dr. Shubhangi Parkar, Dean, Seth G.S.Medical College & KEM Hospital, Mumbai who inaugurated the event in the presence of other dignitaries, Prof. Francisco Couto, Vice President of International Academy of Pathology, Prof. D N Lanjewar, Councillor of IAP-ID and

Dr. Shantveer G Uppin, Secretary and Treasurer, IAP-ID.

Various aspects like clinical presentation, immunology, tissue morphology, microbiology tests for fungal identification, fungal morphology, treatment, prognosis and prevention were discussed as lectures and slide seminars with healthy interaction with the audience by expert faculty. The meeting was well attended with 198 registered delegates with mix of Pathologists and Microbiologists. The Maharashtra Medical Council awarded 2 credit points for this CME. Overall, the event was a good learning experience for the delegates and was extremely well organized by Prof. Bhuvaneshwari Khandalkar and her team.



The conjoint Conference of the International Academy of Pathology – Indian Division (IAP-ID) and the Indian Association of Pathologists & Microbiologists (IAPM) is being held at Pune in December this year.

**Dates of Conference:** IAP-ID on 4<sup>th</sup> December 2014  
IAPM from 5<sup>th</sup> to 7<sup>th</sup> December 2014

### Conference Secretariat:

#### Brig. Dr. V. Srinivas

Professor & Head, Department of Pathology,  
Armed Forces Medical College, Pune 411040,  
Maharashtra

Ph. 020-24260145, Fax: 020-2633065,  
Cell: 09326480846

Email: afmc@apcon2014.com

Website: www.apcon2014.com

## Guest Speaker for IAP-ID Annual Meeting 2014 – Pune

*This year for the IAP-ID Annual Meeting 2014 at Armed Forces Medical College, Pune, Maharashtra, on 4th December this year our invited Guest Speaker will be Prof. Dr. Joseph T. Rabban III, Professor of Clinical Pathology, University of California, San Francisco, School of Medicine, California, United States of America (USA). The IAP-ID is honored to have Prof. Joseph Rabban attend our meeting as the invited Guest Speaker. A brief biodata of Prof. Joseph Rabban is given here under for the benefit of the members:*



**Prof. Dr. Joseph T. Rabban III**

Prof. Dr. Joseph T. Rabban III is currently Professor of Clinical Pathology, University of California, San Francisco, College of Medicine, San Francisco, California, United States of America (USA). He has been in this position from 2013 onwards having been Assistant Professor and Associate Professor in the same Institution before that. Concurrently

Dr. Rabban has been Associate Director, UCSF School of Medicine SOM Course Pathology; Co-Director, UCSF General Surgical Pathology Fellowship; Co-Director, Whole Slide Imaging Service, UCSF Pathology Department; Member, CME Committee, UCSF Pathology Department; Associate Director, UCSF Surgical Pathology Division; Director, UCSF Surgical Oncology Fellowship in Breast Pathology; Director, UCSF General Surgical Pathology Fellowship; Director, UCSF Gynecologic Pathology Fellowship.

He did his MD from Harvard Medical School, M.P.H from Harvard School of Public Health, and did his Residency in Anatomic Pathology, Fellowship in Surgical Pathology and Fellowship in Cytopathology (all from the University of California, San Francisco) and Fellowship in Gynaecologic and Breast Pathology from the Harvard Medical School (Massachusetts General Hospital). He is American Board of Pathology certified in Anatomic Pathology and Cytopathology.

Dr. Rabban has received several honours and awards during his student days and in his Medical career including Teacher of the Year in 2007 (UCSF Department of Pathology) and Appreciation of Teaching awards in 2008 and 2010 (UCSF Surgical Pathology Fellows).

Dr. Joseph Rabban is Attending Physician, San Francisco, California, UCSF Medical Center in Surgical Pathology; Multidisciplinary Gynecologic and Breast Tumour Boards; and, Quality Assurance Review for Immunohistochemistry Laboratory. He is a member of several Professional Organizations like Massachusetts Medical Society; United States and Canadian Academy of Pathology; South Bay Pathology Society; and, International Society of Gynecological Pathologists. An acclaimed teacher and speaker, Dr. Rabban has been invited speaker at 10 International Congresses and more than 45 national (USA) and regional meetings. He also conducts classes and courses for UCSF students and Postgraduate and other courses. He has supervised or mentored more than 73 Postdoctoral Fellows or Residents in General Surgical Pathology and Gynecologic Pathology. He has also several Research Awards.

Dr. Rabban is an accomplished writer and has more than 44 peer reviewed publications in prestigious international Journals, 12 Review Articles, and has written 7 Books and Book Chapters and has 48 other publications like abstracts.

His areas on interest include Ovarian Cancer, Uterine Cancer, Hereditary Gynecologic Cancer Pathology and Breast Cancer.

## IAP-ID Annual Conference 2014 – AFMC, Pune - 4<sup>th</sup> December 2014

Time	Programme Details
7.45 am - 8.30 am	Registration
8.30 am - 9.00 am	Inauguration
9.00 am - 10.00 am	Guest Lecture "Fallopian Tube Pathology and the Origin of Pelvic Cancer: Review of a New Paradigm" Prof. Joseph Rabban, United States of America (USA)
10.00 am - 10.30 am	Tea
10.30 am - 12.30 pm	Slide Seminar "Recent Advances in Soft Tissue Tumors, including relatively Newer Diagnostic Entities, Novel Markers and Concepts" Moderator: Dr. Bharat Rekhi, Mumbai
12.30 pm - 1.30 pm	Lunch
1.30 pm - 2.30 pm	Slide Seminar "Gynecologic Tumors Associated with Hereditary Syndromes" Prof. Joseph Rabban, United States of America (USA)
2.30 pm - 4.30 pm	Symposium "IgG4 Related Disease" Moderator: Dr. K P Aravindan Alappey, Kerala
4.30 pm - 5.30 pm	General Body Meeting of IAP-ID
5.30 pm	Meeting concludes and Tea

### IAP Goodwill Ambassador to Nepal



*Prof. Dr. H. G. Shrestha (Founder President 1997 – 2005) of Nepal Division of IAP with Dr. Francisco Couto*

Dr. Francisco Couto, Vice President of the International Academy of Pathology (IAP) was appointed by the IAP as IAP Goodwill Ambassador to Nepal and entrusted with the task of reviving the Nepal Division of the IAP and revitalizing Pathology in Nepal. Dr. Francisco Couto visited

Nepal in this capacity in March 2014 and had extensive meetings with Officers of the Nepal Division of the IAP and the Association of Clinical Pathologists of Nepal (ACPN) towards this end. He was also made a presentation on the "The International Academy of Pathology (IAP) and its Role in Global Pathology Education" and Chaired a Scientific Session during the national Conference of the ACPN at Katmandu held on 28th and 29th March 2014.

### Thank you

#### **Dr. Anita S. Bhaduri & Dr. K. P. Aravindan**

The IAP-ID expresses its gratitude and thanks to Dr. Anita S. Bhaduri & Dr. K. P. Aravindan for their contributions and services as Councillors of the IAP-ID.

**Dr. Jayasree Kattor** (Moderator) and her panelists of the Slide Seminar on "Diagnostic Problems in Head & Neck Tumours", for donating the proceedings CD of the Slide Seminar to the IAP-ID for sale. The proceeds of which would be donated to corpus of the IAP-ID.

## Dako System Solution

*- enhances simplicity, improves standardization and patient safety*



Dako's world-class diagnostic antibodies, reagents, software and instruments allow fast and accurate test results in the diagnosis of cancer.

Dako's Flex Ready-to-Use Antibodies offer a "Step Up in Performance". The FLEX Ready-to-Use antibodies come with a pre-validated protocol providing :



### **A BETTER PATH FOR CANCER DIAGNOSTICS**

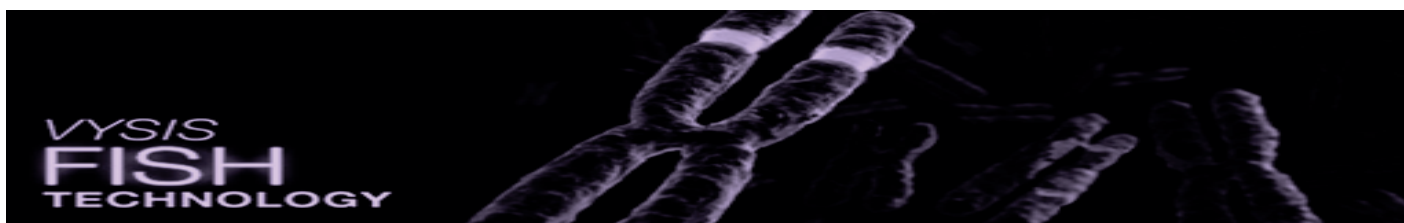


New High quality antibodies added to the portfolio:

CK8/18 Clone EP17/EP30  
TdT Clone EP266

P63 Clone DAK-p63  
SYNAPTOPHYSIN Clone DAK-SYNAP  
MUC5AC Clone CLH2

ERCC1 Clone 4F9  
OCT 3/4 Clone N1NK



Abbott Molecular offers an expansive line of Vysis DNA FISH probes for oncology, preimplantation, prenatal, and postnatal genetic testing and research.



Hematological Cancer Probes  
UroVysion (Bladder Cancer Kit)  
Genetic Disorders Probes  
ALK Break Apart FFPE FISH Probe Kit

Solid Tumors Probes  
PathVysion HER-2 DNA Probe Kit  
AneuVysion Multicolor DNA Probe Kit  
(Vysis CEP 18/X/Y - alpha satellite / LSI 13/21)

*Superior Guidance  
For Confident treatment decisions*



**Patented Vysis FISH Technology from Abbott Molecular has many other probes that can help to detect many diseases..**



For Details Contact:  
DSS Imagetech Pvt. Ltd.  
A-5 Mohan Co-op Indl. Estate, Mathura Road, New Delhi - 110044  
(O): +91 11 30886717/18 (F): +91 1126959382  
(E): [lifesciences@dssimage.com](mailto:lifesciences@dssimage.com) (W): [www.dssimage.com](http://www.dssimage.com)  
Toll Free Number: 1-800-200-5808



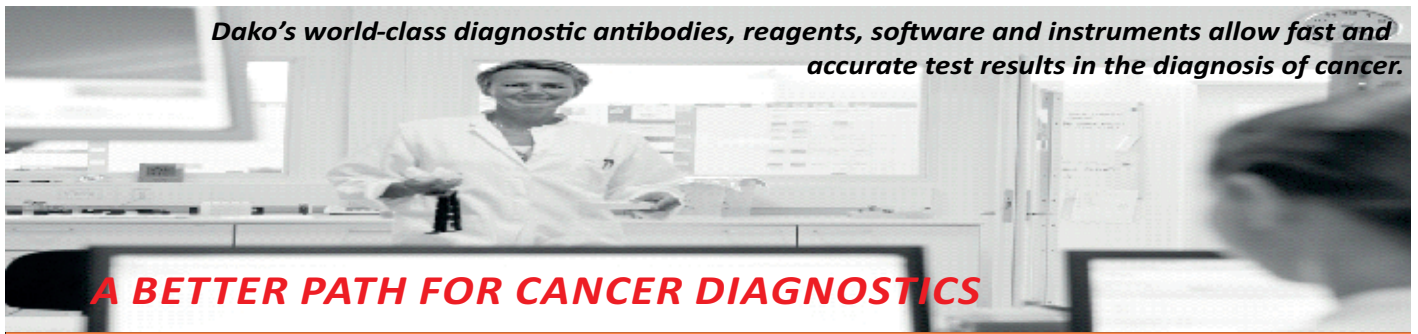
Dako provides a wide range of **FLEX Ready-to-Use Antibodies (RTU)** and **Concentrated Antibodies**. Each FLEX RTU antibody has been developed with focus on delivering a consistent, high-quality staining performance with just one flexible staining protocol.

The staining performance of all antibodies has been defined, tested and approved through collaboration with leading international pathologists.

Automation in IHC



**3-in-1 Pre-Treatment Module for Tissue Specimens**



Superior Guidance  
For Confident treatment decisions.


**Vysis FISH Technology**

- Hematological Cancer Probes
- UroVysion (Bladder Cancer Kit)
- Genetic Disorders Probes
- ALK BreakApart FFPE FISH Probe Kit

- Solid Tumors Probes
- PathVysion HER-2 DNA Probe Kit
- AneuVysion Multicolor DNA Probe Kit
- (Vysis CEP 18/X/Y - alpha satellite / LSI 13/21)

**The Abbott POLARIS Oncology Academy**

Please visit:  
[www.abbottpolaris.com](http://www.abbottpolaris.com) to  
score ALK and HER2 FISH  
now!



*One stop solution for Indian diagnostic market*



For Details Contact:  
DSS Imagetech Pvt. Ltd.  
A-5 Mohan Co-op Indl. Estate, Mathura Road,  
New Delhi - 110044  
(O): +91 11 30886717/18 (F): +91 1126959382  
(E): lifesciences@dssimage.com  
(W): www.dssimage.com  
Toll Free Number: 1-800-200-5808

Abbott Molecular Vysis FISH Probes  
for  
Oncology & Genetic Disorders